

Manual > Provisional Assessment and Release of Security

How can I file an application for Provisional Assessment and Release of Security?

Steps for filing the application for provisional assessment and release of security is explained below:

1. [Filing of application for provisional assessment by taxpayer in Form GST ASMT-01](#)
2. [Issue of notice for seeking additional information by Tax Official in Form GST ASMT-02](#)
3. [Furnishing of reply by taxpayer in Form GST ASMT-03 to the notice issued in Form GST ASMT-02](#)
4. [Issue of order accepting the Provisional Assessment in Form GST ASMT-04 prescribing security and bond therein or to Reject the application](#)
5. [Furnishing of security and bond by taxpayer in Form GST ASMT-06 & taxpayer to physically handover the Bank Guarantee and bond to Tax official](#)
6. [Acceptance of security by Tax Officer, Process of correction of security, Resubmission of Security](#)
7. Taxpayer can start selling the goods or providing the services as per Provisional Assessment Order and pay the tax amount as per rate or valuation mentioned in Provisional Assessment Order.
8. After period of provisional assessment is over, [Notice for seeking clarification in Form GST ASMT-06 to be issued to seek clarification for issue of final assessment order](#)
9. Seeking extension of AC/JC for a period of six months if order is not issued within six months of issue of provisional order in Form GST ASMT-04
10. Further extension of Commissioner can be sought if order is not being issued within extended period
11. [Issue of Final Assessment order in Form GST ASMT-07](#)
12. [Taxpayer to apply for release of security in Form GST ASMT-08](#)
13. [Issue of order for release of security in Form GST ASMT-09](#)
14. Tax Official to physically handover the Bank Guarantee and bond to taxpayer

To file an application for Provisional Assessment, perform following steps:

- A. [File an Application for Provisional Assessment](#)
- B. Open the Application's Case Details screen by [searching for your filed Application in My Applications page](#) or from [View Additional Notices/Orders page](#)
- C. Take action using **APPLICATIONS** tab of Case Details screen: [View your Filed Application](#)
- D. Take action using **NOTICES** tab of Case Details screen: [View issued Notice related to that Application](#)
- E. Take action using **REPLIES** tab of Case Details screen: View/Add your replies to the issued Notice related to that Application
 - E (1). [Replying to Additional Information asked in Form GST ASMT-02](#)
 - E (2). [Replying to Additional Information asked in Form GST ASMT-06](#)
 - E (3). [Replying to Additional Information for Release Security](#)
 - F. Take action using **ORDERS** tab of Case Details screen: [View issued Orders related to that Application](#)
- G. Take action using **SECURITY** tab of Case Details screen: Deposit/ Resubmit/ Modify/ Release security related to that Application
 - G (1). [Furnishing of Security Amount](#)
 - G (2). [Resubmitting of Security Amount](#)

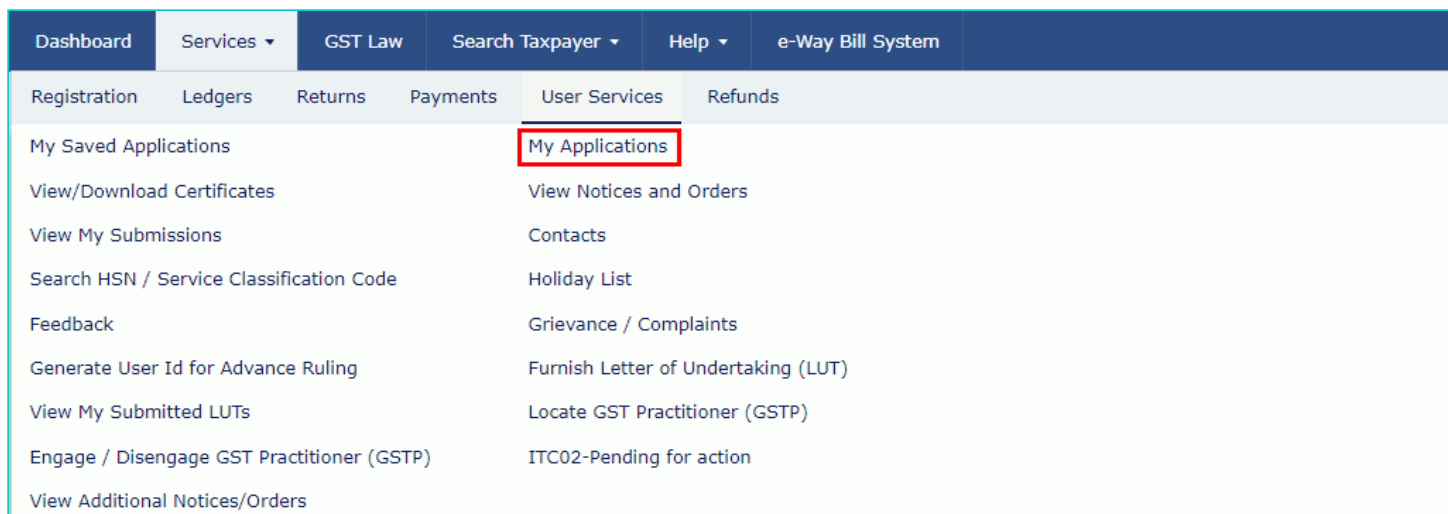
- G (3). [Submission of Modified Security Amount](#)
- G (4). [Releasing of Security Amount](#)

Click each hyperlink above to know more.

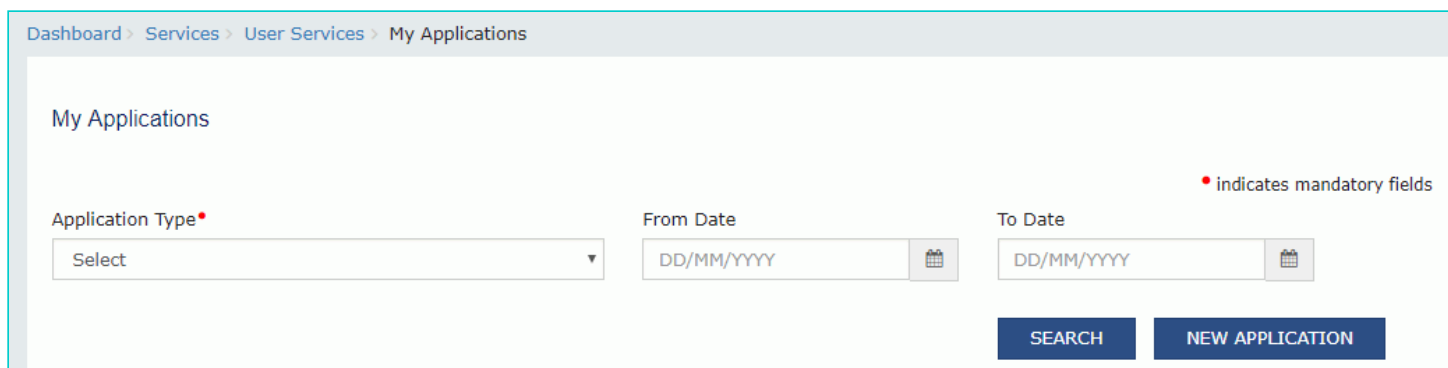
A. File an Application for Provisional Assessment

To file an application for Provisional Assessment, perform following steps:

1. Access the www.gst.gov.in URL. The GST Home page is displayed.
2. Login to the portal with valid credentials.
3. Dashboard page is displayed. Click **Services > User Services > My Applications** option.



4. The **My Applications** page is displayed.



5. Select "Provisional Assessment ASMT-01" in the **Application Type** field.
6. Click the **NEW APPLICATION** button.

My Applications

• indicates mandatory fields

Application Type*

Select ▼

- Select
- Advance Ruling
- Intimation of Voluntary Payment - DRC-03
- Letter Of Undertaking
- Appeal to Appellate Authority
- Application for rectification of order
- Application for Restoration of Provisional Attachment
- REFUNDS
- Application for Deferred Payment/Payment in Instalments
- Provisional Assessment ASMT-01

From Date

DD/MM/YYYY 

To Date

DD/MM/YYYY 

SEARCH

NEW APPLICATION

7. The **Provisional Assessment** page is displayed.

Dashboard Services GST Law Search Taxpayer Help e-Way Bill System

Dashboard > Services > User Services > My Applications > Provisional Assessment

GSTIN/UIN/Temp Id - 07APIPS0052D410 Legal Name - NURUL MOHAMADBHAI SAIYED Trade Name - GST Status - DRAFT

• Indicates Mandatory Fields

Description of Goods/Services

Goods Services

Search HSN Chapter

Details of Commodity/Service for which tax rate/valuation is to be determined								
HSN/SAC	Name of Commodity/Service	Tax Rate(%)				Valuation (₹)	Average monthly turnover of the Commodity/Service (₹)	Action
		IGST	CGST	SGST/UTGST	CESS			

Reasons for seeking provisional assessment

Reason

1000 characters remaining

Attachments

Choose File No file chosen

- File with PDF or JPEG format is only allowed
- Maximum 4 files and 5 MB for each file allowed

Verification

I hereby solemnly affirm and declare that the information given herein above is true and correct to the best of my knowledge and belief and nothing has been concealed therefrom.

Name of Authorized Signatory

Place

Designation / Status

Date

PREVIEW **FILE**

8. Under Goods tab, in the **Search HSN Chapter** field, enter the details of goods for which provisional assessment is to be applied.

• Indicates Mandatory Fields

Description of Goods/Services

Goods Services

Search HSN Chapter

Details of Commodity/Service for which tax rate/valuation is to be determined								
HSN/SAC	Name of Commodity/Service	Tax Rate(%)				Valuation (₹)	Average monthly turnover of the Commodity/Service (₹)	Action
		IGST	CGST	SGST/UTGST	CESS			

9. HSN/SAC and Name of Commodity/Service fields gets auto-populated. Enter the **Tax Rate**, **Valuation** and **Average monthly turnover of the Commodity**.

• Indicates Mandatory Fields

Description of Goods/Services

Goods Services

Search HSN Chapter

Details of Commodity/Service for which tax rate/valuation is to be determined								
HSN/SAC	Name of Commodity/Service	Tax Rate(%)				Valuation (₹)	Average monthly turnover of the Commodity/Service (₹)	Action
		IGST	CGST	SGST/UTGST	CESS			
1512	SUNFLOWI	Select ▼	Select ▼	Select ▼				

10. Under Services tab, in the **Search SAC** field, enter the details of services for which provisional assessment is to be applied.

• Indicates Mandatory Fields

Description of Goods/Services

Goods Services

Search SAC

Details of Commodity/Service for which tax rate/valuation is to be determined								
HSN/SAC	Name of Commodity/Service	Tax Rate(%)				Valuation (₹)	Average monthly turnover of the Commodity/Service (₹)	Action
		IGST	CGST	SGST/UTGST	CESS			

11. HSN/SAC and Name of Commodity/Service fields gets auto-populated. Enter the **Tax Rate**, **Valuation** and **Average monthly turnover of the Service**.

Note: You can apply for provisional assessment of more than one good/ service with one application. To add details of more goods or services, enter the details of goods under **Goods** tab and enter the details of services under **Services** tab as explained above. As soon as you enter the details of goods/ services for which provisional assessment is to be applied, this will be added as shown in the screenshot below.

Description of Goods/Services

Goods Services

Search HSN Chapter

Details of Commodity/Service for which tax rate/valuation is to be determined								
HSN/SAC	Name of Commodity/Service	Tax Rate(%)				Valuation (₹)	Average monthly turnover of the Commodity/Service (₹)	Action
		IGST	CGST	SGST/UTGST	CESS			
996413	Non-sched	Select	Select	Select				
1512	SUNFLOWI	Select	Select	Select				

12. In **Reasons for seeking provisional assessment** field, enter reason for filing this application for seeking provisional assessment.

13. Click **Choose File** to upload the document(s) related to this application, if any. This is not a mandatory field.

Note: You can upload file with PDF or JPEG format with maximum 4 files of 5 MB for each file.

14. Select the **Verification** check-box.

15. Select the **Name of the Authorized Signatory** from the drop-down list.

16. Enter the name of the **Place** where you are filing this application.

17. Click **PREVIEW** to download and review your application.

Reasons for seeking provisional assessment *

Reason

1000 characters remaining

Attachments

No file chosen

🔒 File with PDF or JPEG format is only allowed

🔒 Maximum 4 files and 5 MB for each file allowed

Verification *

I hereby solemnly affirm and declare that the information given herein above is true and correct to the best of my knowledge and belief and nothing has been concealed therefrom.

Name of Authorized Signatory *

Place *

Designation / Status

Date

18. The application is downloaded in PDF format.

Form GST ASMT - 01
[See rule 98(1)]
Application for Provisional Assessment under section 60

1. GSTIN / Temp ID	07APIPS0052D410
2. Name	NURUL MOHAMADBHAI SAIYED
3. Address	12, qw, ww, Central Delhi, Delhi, 110000

Sr No.	HSN/ SAC	Name of Commodity/ Service	Tax Rate(%)				Valuation (₹)	Average monthly turnover of the Commodity/Service (₹)
			Central Tax	State/ UT Tax	Integrated Tax	CESS		
1	996413	Non-scheduled local bus and coach charter services	0.5	0.5	1	NA	1,00,00,000.00	20,00,000.00
2	1512	SUNFLOWER SEED, SAFFLOWER OR COTTON SEED OIL AND THEIR FRACTIONS THEREOF, WHETHER OR NOT REFINED, BUT NOT CHEMICALLY MODIFIED	0.5	0.5	1	NA	1,00,00,000.00	20,00,000.00
5. Reason for seeking Provisional Assesemnt			To determine the rate					
6. Documents filed			NA					

7. Verification:

I hereby solemnly affirm and declare that the information given herein above is true and correct to the best of my knowledge and belief and nothing has been concealed therefrom.

19. Once you are satisfied, click the **FILE** button.

Verification *

I hereby solemnly affirm and declare that the information given herein above is true and correct to the best of my knowledge and belief and nothing has been concealed therefrom.

Name of Authorized Signatory *
NURUL SAIYED ▼

Place *
Delhi

Designation / Status
manager


Date
16/10/2018

[PREVIEW](#) [FILE](#)

20. The **Submit Application** page is displayed. Click **SUBMIT WITH DSC** or **SUBMIT WITH EVC**.

Dashboard > Submit Application English

GSTIN	Legal Name	Trade Name
07AIPIS0052D410	NURUL MOHAMADBHAI SAIYED	GST



Warning

Digital signatures are governed by the provisions of Information Technology Act, 2000 ("IT Act") and rules made thereunder. It is a mode of authenticating electronic records [Section 2(p) of IT Act]. Affixing digital signature on any document herein is deemed to be equivalent to affixing hand written signature/mark on such information/document (Section 5 of IT Act). Fraudulently/Dishonestly making use of any other person's digital signature is a punishable offence under IT Act (Section 66 C). Before attaching your digital signature certificate, please be certain that you wish to authenticate this electronic record.

- ❗ DSC is compulsory for Companies & LLP
- ❗ Facing problem using DSC? [Click here for help](#)

SUBMIT WITH DSC SUBMIT WITH EVC

SUBMIT WITH DSC:

a. Select the certificate and click the **SIGN** button.

SUBMIT WITH EVC:

a. Enter the OTP sent on email and mobile number of the Authorized Signatory registered at the GST Portal and click the **VERIFY** button.

OTP Verification

OTP has been sent to your registered mobile number and e-mail id. Please enter the OTP to Confirm Submission

CLOSE VERIFY

21. The **Acknowledgement** page is displayed with the generated ARN. You will also receive an SMS and email on your registered mobile number & email id respectively, intimating you of the generated ARN and successful filing of the application.

To download the filed application, click the **Click here** hyperlink or click **CREATE NEW APPLICATION** to go back to **My Applications** page.

Dashboard > My Applications > Acknowledgement

GSTIN/UIN/Temp Id - 07APIPS0052D410	Legal Name - NURUL MOHAMADBHAI SAIYED	Trade Name - GST	Status - Pending for action by tax officer
--	--	------------------	--

"Your ARN has been generated with ARN AD071018000048K dated 16/10/2018". To download the Application [Click here](#)

<< CREATE NEW APPLICATION

Note: Once the application is filed, Status of the application gets updated to "Pending for action by tax officer".

[Go back to the Main Menu](#)

C. Take action using APPLICATIONS tab of Case Details screen: View your Filed Application

To view Application Details, based on which this case was created, perform following steps:

1. Navigate to **Services > User Services > My Applications** option.

Dashboard Services GST Law Search Taxpayer Help e-Way Bill System

Registration Ledgers Returns Payments User Services Refunds

My Saved Applications	My Applications
View/Download Certificates	View Notices and Orders
View My Submissions	Contacts
Search HSN / Service Classification Code	Holiday List
Feedback	Grievance / Complaints
Generate User Id for Advance Ruling	Furnish Letter of Undertaking (LUT)
View My Submitted LUTs	Locate GST Practitioner (GSTP)
Engage / Disengage GST Practitioner (GSTP)	ITC02-Pending for action
View Additional Notices/Orders	

2. The **My Applications** page is displayed.

Dashboard > Services > User Services > My Applications

My Applications

Application Type • From Date To Date • indicates mandatory fields

Select DD/MM/YYYY DD/MM/YYYY

SEARCH NEW APPLICATION

3. Select "Provisional Assessment ASMT-01" in the **Application Type** field.
4. Select the **From** and **To** Date using the calendar.
5. Click the **SEARCH** button.

Dashboard > Services > User Services > My Applications

My Applications

Application Type * From Date To Date * indicates mandatory fields

Provisional Assessment ASMT-01 DD/MM/YYYY DD/MM/YYYY

SEARCH NEW APPLICATION

6. The search results are displayed. Click **ARN/RFN** link.

Dashboard > Services > User Services > My Applications

My Applications

Application Type * From Date To Date * indicates mandatory fields

Provisional Assessment ASMT-01 16/10/2018 16/10/2018

SEARCH NEW APPLICATION

ARN/RFN ⇅	Form No. ⇅	Form Description ⇅	Date of Filing ⇅	Status ⇅
AD071018000048K	ASMT-01	Application for Provisional Assessment	16/10/2018	Pending for action by tax officer

10 25 50 100

7. On the **Case Details** page of that particular application, select the **APPLICATIONS** tab, if it is not selected by default. This tab provides you an option to view the filed application in PDF mode.
8. Click the **View** hyperlink to download and view the application in PDF mode.

Dashboard > Services > User Services > My Applications > Case Details

ARN
AD071018000048K

GSTIN/UIN/Temporary ID
07APIPS0052D410

Date Of Application/Case Creation
16/10/2018

APPLICATIONS	Type of Documents	View Documents
NOTICES	Application for Provisional Assessment	View
REPLIES		
ORDERS		
SECURITY		

BACK

[Go back to the Main Menu](#)

D. Take action using NOTICES tab of Case Details screen: View issued Notice related to that Application

To view issued notices issued by Tax Official, perform following steps:

1. On the **Case Details** page of that particular application, select the **NOTICES** tab. This tab displays all the notices issued by Tax Official.
2. Scroll to the right to view the document name(s) in the **Attachments** column of the table and click them to download into your machine.

Dashboard > Additional Notices and Orders > Case Details

ARN
AD071018000052V

GSTIN/UIN/Temporary ID
07APIPS0052D410

Date Of Application/Case Creation
18/10/2018

Status
Pending for reply by taxpayer

APPLICATIONS	Type	Reference Number	Issue Date	Due Date to Reply	Personal Hearing	Section Number	Attachments
NOTICES	ADDITIONAL INFORMATION GST ASMT-02	ZA071018000320D	18/10/2018	31/10/2018	No	98	Application for Furni PA_AddtlnInfo_ZA07101800
REPLIES							
ORDERS							
SECURITY							

[Go back to the Main Menu](#)

E (1). Replying to Additional Information asked in Form GST ASMT-02

To view or add your replies to the issued notice for additional information by Tax Official, perform following steps:

1. On the **Case Details** page of that particular application, select the **REPLIES** tab. This tab will display the replies you will file or already file reply against the Notice issued by Tax Official. To add a reply, click **ADD REPLY** and select **ADDITIONAL INFORMATION GST ASMT-02**.

Dashboard > Services > User Services > My Applications > Case Details

ARN AD0710180000301	GSTIN/UIN/Temporary ID 07APIPS0052D410	Date Of Application/Case Creation 12/10/2018	Status Pending for reply by taxpayer
-------------------------------	--	--	--

APPLICATIONS

NOTICES

REPLIES

ORDERS

SECURITY

ADD REPLY ▾

ADDITIONAL INFORMATION GST ASMT-06

ADDITIONAL INFORMATION FOR RELEASE OF SECURITY

ADDITIONAL INFORMATION GST ASMT-02

filed Against	Reply Date/Ph	Option for Personal Hearingy	Attachments
No Records Found			

2. The **Additional Information** page is displayed.

Dashboard	Services ▾	GST Law	Search Taxpayer ▾	Help ▾	e-Way Bill System
-----------	------------	---------	-------------------	--------	-------------------

Dashboard > Services > User Services > My Applications > Case Details

ARN AD0710180000301	GSTIN/UIN/Temporary ID 07APIPS0052D410	Date Of Application/Case Creation 12/10/2018	Status Pending for reply by taxpayer
-------------------------------	--	--	--

• indicates mandatory fields

<p>APPLICATIONS</p> <p>NOTICES</p> <p>REPLIES</p> <p>ORDERS</p> <p>SECURITY</p>	<p>Type</p> <p>ADDITIONAL INFORMATION GST ASMT-02</p> <p>SCN Ref No</p> <p>ZA071018000319W</p> <p>Reply •</p> <div style="border: 1px solid #ccc; height: 30px; width: 100%;"></div> <p>Attachments</p> <p><input type="button" value="Choose File"/> No file chosen</p> <p><small>File with PDF/JPEG format is only allowed</small></p> <p><small>Maximum 4 files and 5 MB for each file allowed</small></p> <p>Verification</p> <p><input type="checkbox"/> I hereby solemnly affirm and declare that the information given herein above is true and correct to the best of my knowledge and belief and nothing has been concealed therefrom.</p> <p>Name of Authorized Signatory •</p> <p>Select ▾</p> <p>Designation / Status</p> <div style="border: 1px solid #ccc; height: 20px; width: 100%;"></div> <p><small>DSC is compulsory for companies and LLP.</small></p>	<p>Date Of SCN</p> <p>18/10/2018</p> <p>Personal Hearing Required ?</p> <p><input checked="" type="radio"/> No</p> <p>Place •</p> <p>Enter Place</p> <p>Date</p> <div style="border: 1px solid #ccc; height: 20px; width: 100%;"></div>
--	--	---

3. In the **Personal Hearing Required?** field, select **Yes** or **No**.

Note: This button is visible in only those applications where the Tax Official has not already called for a personal hearing in the issued notice.

4. In **Reply** field, enter details of your reply to the issued notice.

5. Click **Choose File** to upload the document(s) related to your reply, if any. This is not a mandatory field.

6. Enter **Verification** details. Select the declaration check-box and select the name of the authorized signatory. Based on your selection, the fields **Designation/Status** and **Date** (current date) displayed below gets auto-populated. Enter the name of the place where you are filing this application.

7. Click **PREVIEW** to download and review your application.

ARN	GSTIN/UIN/Temporary ID	Date Of Application/Case Creation	Status
AD0710180000301	07APIP50052D410	12/10/2018	Pending for reply by taxpayer

APPLICATIONS	<p style="text-align: right;">• indicates mandatory fields</p> <p>Type ADDITIONAL INFORMATION GST ASMT-02</p> <p>Date Of SCN 18/10/2018</p> <p>SCN Ref No ZA0710180000319W</p> <p>Personal Hearing Required ? <input type="radio"/> No</p> <p>Reply • <input type="text"/></p> <p>Attachments <input type="button" value="Choose File"/> No file chosen • File with PDF/JPEG format is only allowed • Maximum 4 files and 5 MB for each file allowed</p> <p>Verification <input type="checkbox"/> I hereby solemnly affirm and declare that the information given herein above is true and correct to the best of my knowledge and belief and nothing has been concealed therefrom.</p> <p>Name of Authorized Signatory • NURUL SAIYED</p> <p>Place • Enter Place</p> <p>Designation / Status manager</p> <p>Date 18/10/2018</p> <p>• DSC is compulsory for companies and LLP.</p> <p style="text-align: right;"><input type="button" value="BACK"/> <input type="button" value="PREVIEW"/> <input type="button" value="FILE"/></p>
NOTICES	
REPLIES	
ORDERS	
SECURITY	

8. The application is downloaded in PDF format.

Form GST ASMT-03

[See rule 98(2)]

Reply to the notice seeking additional information

1. GSTIN	07APIPS0052D410	
2. Name	NURUL MOHAMADBHAI SAIYED	
3. Details of notice vide which additional information sought	Notice No.	Notice date
	ZA071018000319W	18/10/2018
4. Reply		
Document attached		
5. Documents filed		
Doc.pdf		

6.Verification-

I hereby solemnly affirm and declare that the information given herein above is true and correct to the best of my/our knowledge and belief and nothing has been concealed therefrom.

Signature of Authorized Signatory
Name : NURUL SAIYED
Designation / Status: manager
Date: 18/10/2018

9. Once you are satisfied with information furnished, click **FILE**.

APPLICATIONS

NOTICES

REPLIES

ORDERS

SECURITY

• indicates mandatory fields

Type
ADDITIONAL INFORMATION GST ASMT-02



Date Of SCN
18/10/2018

SCN Ref No
ZA071018000319W

Personal Hearing Required ?
 No

Reply •
Document attached

Attachments
 No file chosen

 
Doc.pdf

File with PDF/JPEG format is only allowed
 Maximum 4 files and 5 MB for each file allowed

Verification
 I hereby solemnly affirm and declare that the information given herein above is true and correct to the best of my knowledge and belief and nothing has been concealed therefrom.

Name of Authorized Signatory •
NURUL SAIYED

Place •
Delhi

Designation / Status
manager


Date
18/10/2018

DSC is compulsory for companies and LLP.

10. **Submit Application** page is displayed. Click **SUBMIT WITH DSC** or **SUBMIT WITH EVC**.

Dashboard > Submit Application English

GSTIN	Legal Name	Trade Name
07AIPIS0052D410	NURUL MOHAMADBHAI SAIYED	GST



Warning

Digital signatures are governed by the provisions of Information Technology Act, 2000 ("IT Act") and rules made thereunder. It is a mode of authenticating electronic records [Section 2(p) of IT Act]. Affixing digital signature on any document herein is deemed to be equivalent to affixing hand written signature/mark on such information/document (Section 5 of IT Act). Fraudulently/Dishonestly making use of any other person's digital signature is a punishable offence under IT Act (Section 66 C). Before attaching your digital signature certificate, please be certain that you wish to authenticate this electronic record.

- ❗ DSC is compulsory for Companies & LLP
- ❗ Facing problem using DSC? [Click here for help](#)

[SUBMIT WITH DSC](#) [SUBMIT WITH EVC](#)

SUBMIT WITH DSC:

a. Select the certificate and click the **SIGN** button.

SUBMIT WITH EVC:

a. Enter the OTP sent on email and mobile number of the Authorized Signatory registered at the GST Portal and click the **VERIFY** button.

OTP Verification

OTP has been sent to your registered mobile number and e-mail id. Please enter the OTP to Confirm Submission

[CLOSE](#) [VERIFY](#)

11. The **Notices and Orders** page is displayed with the generated Reference number. To download the filed reply, click the **Click here** hyperlink.

Dashboard > Notices and Orders

Your reply has been filed against Ref. no ZA071018000319W dated 18/10/2018. To download the document [Click here](#)

[OK](#)

12. The filed reply is downloaded in the PDF format.

Form GST ASMT-03
[See rule 98(2)]
Reply to the notice seeking additional information

1. GSTIN	07APIPS0052D410	
2. Name	NURUL MOHAMADBHAI SAIYED	
3. Details of notice vide which additional information sought	Notice No. ZA071018000319W	Notice date 18/10/2018
4. Reply		
Document attached		
5. Documents filed	Doc.pdf	

6.Verification-

I hereby solemnly affirm and declare that the information given herein above is true and correct to the best of my/our knowledge and belief and nothing has been concealed therefrom.

Signature of Authorized Signatory
Name : NURUL SAIYED
Designation / Status: manager
Date: 18/10/2018

13. Click **OK**.

Dashboard > Notices and Orders

Your reply has been filed against Ref. no ZA071018000319W dated 18/10/2018. To download the document [Click here](#)

OK

14. The updated **REPLIES** tab is displayed, with the record of the filed reply in a table and with the **Status** updated to "Reply furnished, pending for order by tax officer". You can also click the documents in the **Attachments** column of the table to download them.

Dashboard > Services > User Services > My Applications > Case Details

ARN AD0710180000301	GSTIN/UIN/Temporary ID 07APIPS0052D410	Date Of Application/Case Creation 12/10/2018	Status Reply furnished, pending for order by tax officer
-------------------------------	--	--	--

APPLICATIONS

NOTICES

REPLIES

ORDERS

SECURITY

ADD REPLY ▾

Type	Reply filed Against	Reply Date/Ph	Option for Personal Hearing	Attachments
ADDITIONAL INFORMATION GST ASMT-02	ZA071018000319W	18/10/2018	N	Doc.pdf PA_REPLY_ZA071018000319W_20181018112054.pdf

[Go back to the Main Menu](#)

E (2). Replying to Additional Information asked in Form GST ASMT-06

To view or add your replies to the issued notice for additional information, perform following steps:

1. On the **Case Details** page of that particular application, select the **REPLIES** tab. This tab will display the replies you will file or already file reply against the Notice issued by Tax Official. To add a reply, click **ADD REPLY** and select **ADDITIONAL INFORMATION GST ASMT-06**.

Dashboard > Additional Notices and Orders > Case Details

ARN AD071018000048K	GSTIN/UIN/Temporary ID 07APIPS0052D410	Date Of Application/Case Creation 16/10/2018	Status Reminder No. 1 issued
-------------------------------	--	--	--

APPLICATIONS

NOTICES

REPLIES

ORDERS

SECURITY

ADD REPLY ▾

ADDITIONAL INFORMATION GST ASMT-06

ADDITIONAL INFORMATION FOR RELEASE OF SECURITY

ADDITIONAL INFORMATION GST ASMT-02

filed Against	Reply Date/Ph	Option for Personal Hearing	Attachments
No Records Found			

2. The **Additional Information** page is displayed.

Dashboard	Services ▾	GST Law	Search Taxpayer ▾	Help ▾	e-Way Bill System
-----------	------------	---------	-------------------	--------	-------------------

Dashboard > Additional Notices and Orders > Case Details

ARN AD071018000048K	GSTIN/UIN/Temporary ID 07APIPS0052D410	Date Of Application/Case Creation 16/10/2018	Status Reminder No. 1 issued
-------------------------------	--	--	--

• indicates mandatory fields

APPLICATIONS NOTICES REPLIES ORDERS SECURITY	<p>Type</p> <input type="text" value="ADDITIONAL INFORMATION GST ASMT-06"/> <p>SCN Ref No</p> <input type="text" value="ZA071018000295Y"/> <p>Reply •</p> <input style="width: 100%; height: 30px;" type="text"/> <p>Attachments</p> <input type="button" value="Choose File"/> No file chosen <small>📎 File with PDF/JPEG format is only allowed</small> <small>📎 Maximum 4 files and 5 MB for each file allowed</small>	<p>Date Of SCN</p> <input type="text" value="17/10/2018"/> <p>Personal Hearing Required ?</p> <input checked="" type="radio"/> No				
<p>Verification</p> <p><input type="checkbox"/> I hereby solemnly affirm and declare that the information given herein above is true and correct to the best of my knowledge and belief and nothing has been concealed therefrom.</p> <table style="width: 100%;"> <tr> <td style="width: 50%;"> <p>Name of Authorized Signatory •</p> <input type="text" value="Select"/> </td> <td style="width: 50%;"> <p>Place •</p> <input type="text" value="Enter Place"/> </td> </tr> <tr> <td> <p>Designation / Status</p> <input type="text"/> </td> <td> <p>Date</p> <input type="text"/> </td> </tr> </table> <p><small>📎 DSC is compulsory for companies and LLP.</small></p>			<p>Name of Authorized Signatory •</p> <input type="text" value="Select"/>	<p>Place •</p> <input type="text" value="Enter Place"/>	<p>Designation / Status</p> <input type="text"/>	<p>Date</p> <input type="text"/>
<p>Name of Authorized Signatory •</p> <input type="text" value="Select"/>	<p>Place •</p> <input type="text" value="Enter Place"/>					
<p>Designation / Status</p> <input type="text"/>	<p>Date</p> <input type="text"/>					
<input type="button" value="BACK"/> <input type="button" value="PREVIEW"/> <input type="button" value="FILE"/>						

3. In the **Personal Hearing Required?** field, select **Yes** or **No**.

Note: This button is visible in only those applications where the Tax Official has not already called for a personal hearing in the issued notice.

4. In **Reply** field, enter details of your reply to the issued notice.

5. Click **Choose File** to upload the document(s) related to your reply, if any. This is not a mandatory field.

6. Enter **Verification** details. Select the declaration check-box and select the name of the authorized signatory. Based on your selection, the fields **Designation/Status** and **Date** (current date) displayed below gets auto-populated. Enter the name of the place where you are filing this application.

7. Click **PREVIEW** to download and review your application.

APPLICATIONS

NOTICES

REPLIES

ORDERS

SECURITY

• indicates mandatory fields

Type
ADDITIONAL INFORMATION GST ASMT-06

Date Of SCN
17/10/2018

SCN Ref No
ZA071018000295V

Personal Hearing Required ?
 No

Reply •

Attachments
 No file chosen
• File with PDF/JPEG format is only allowed
• Maximum 4 files and 5 MB for each file allowed

Verification
 I hereby solemnly affirm and declare that the information given herein above is true and correct to the best of my knowledge and belief and nothing has been concealed therefrom.

Name of Authorized Signatory •

Place •

Designation / Status

Date

• DSC is compulsory for companies and LLP.

8. The application is downloaded in PDF format.

Form GST ASMT-03

[See rule 98(2)]

Reply to the notice seeking additional information

1. GSTIN	07APIPS0052D410	
2. Name	NURUL MOHAMADBHAI SAIYED	
3. Details of notice vide which additional information sought	Notice No.	Notice date
	ZA071018000295Y	17/10/2018
4. Reply		
Document attached		
5. Documents filed		
Doc.pdf		

6.Verification-

I hereby solemnly affirm and declare that the information given herein above is true and correct to the best of my/our knowledge and belief and nothing has been concealed therefrom.

Signature of Authorized Signatory
Name : NURUL SAIYED
Designation / Status: manager
Date: 17/10/2018

9. Once you are satisfied, click **FILE**.

APPLICATIONS

NOTICES

REPLIES

ORDERS

SECURITY

• indicates mandatory fields

Type

ADDITIONAL INFORMATION GST ASMT-06

Date Of SCN

17/10/2018

SCN Ref No

ZA071018000295Y

Personal Hearing Required ?



No

Reply •

Document attached

Attachments

No file chosen

  Doc.pdf

• File with PDF/JPEG format is only allowed

• Maximum 4 files and 5 MB for each file allowed

Verification

I hereby solemnly affirm and declare that the information given herein above is true and correct to the best of my knowledge and belief and nothing has been concealed therefrom.

Name of Authorized Signatory •

NURUL SAIYED ▼

Place •

Delhi

Designation / Status

manager

Date


17/10/2018

• DSC is compulsory for companies and LLP.

10. **Submit Application** page is displayed. Click **SUBMIT WITH DSC** or **SUBMIT WITH EVC**.

Dashboard > Submit Application English

GSTIN	Legal Name	Trade Name
07AIPIS0052D410	NURUL MOHAMADBHAI SAIYED	GST



Warning

Digital signatures are governed by the provisions of Information Technology Act, 2000 ("IT Act") and rules made thereunder. It is a mode of authenticating electronic records [Section 2(p) of IT Act]. Affixing digital signature on any document herein is deemed to be equivalent to affixing hand written signature/mark on such information/document (Section 5 of IT Act). Fraudulently/Dishonestly making use of any other person's digital signature is a punishable offence under IT Act (Section 66 C). Before attaching your digital signature certificate, please be certain that you wish to authenticate this electronic record.

- DSC is compulsory for Companies & LLP
- Facing problem using DSC? [Click here for help](#)

[SUBMIT WITH DSC](#) [SUBMIT WITH EVC](#)

SUBMIT WITH DSC:

a. Select the certificate and click the **SIGN** button.

SUBMIT WITH EVC:

a. Enter the OTP sent on email and mobile number of the Authorized Signatory registered at the GST Portal and click the **VERIFY** button.

OTP Verification

OTP has been sent to your registered mobile number and e-mail id. Please enter the OTP to Confirm Submission

[CLOSE](#) [VERIFY](#)

11. The **Notices and Orders** page is displayed with the generated Reference number. To download the filed reply, click the **Click here** hyperlink.

Dashboard > Notices and Orders

Your reply has been filed against Ref. no ZA071018000295Y dated 17/10/2018. To download the document [Click here](#)

[OK](#)

12. The filed reply is downloaded in the PDF format.

Form GST ASMT-03
[See rule 98(2)]

Reply to the notice seeking additional information

1. GSTIN	07APIPS0052D410	
2. Name	NURUL MOHAMADBHAI SAIYED	
3. Details of notice vide which additional information sought	Notice No. ZA071018000295Y	Notice date 17/10/2018
4. Reply	Document attached	
5. Documents filed	Doc.pdf	

6.Verification-

I hereby solemnly affirm and declare that the information given herein above is true and correct to the best of my/our knowledge and belief and nothing has been concealed therefrom.

Signature of Authorized Signatory
Name : NURUL SAIYED
Designation / Status: manager
Date: 17/10/2018

13. Click **OK**.

Dashboard > Notices and Orders

Your reply has been filed against Ref. no ZA071018000295Y dated 17/10/2018. To download the document [Click here](#)

OK

14. The updated **REPLIES** tab is displayed, with the record of the filed reply in a table and with the **Status** updated to "Reply furnished, pending for order by tax officer". You can also click the documents in the **Attachments** column of the table to download them.

Dashboard > Services > User Services > My Applications > Case Details

ARN AD071018000048K	GSTIN/UIN/Temporary ID 07APIPS0052D410	Date Of Application/Case Creation 16/10/2018	Status Reply furnished, pending for order by tax officer
-------------------------------	--	--	--

APPLICATIONS

NOTICES

REPLIES

ORDERS

SECURITY

ADD REPLY ▾

Type	Reply filed Against	Reply Date/Ph	Option for Personal Hearing	Attachments
ADDITIONAL INFORMATION GST ASMT-06	ZA071018000295Y	17/10/2018	N	Doc.pdf PA_REPLY_ZA071018000295Y_20181017085448.pdf

[Go back to the Main Menu](#)

E (3). Replying to Additional Information for Release Security

To view or add your replies to the issued notice for additional information for release security, perform following steps:

1. On the **Case Details** page of that particular application, select the **REPLIES** tab. This tab will display the replies you will file or already file reply against the Notice issued by Tax Official. To add a reply, click **ADD REPLY** and select **ADDITIONAL INFORMATION FOR RELEASE SECURITY**.

Dashboard > Services > User Services > My Applications > Case Details

ARN AD071018000048K	GSTIN/UIN/Temporary ID 07APIPS0052D410	Date Of Application/Case Creation 16/10/2018	Status Pending for reply by taxpayer for Release notice
-------------------------------	--	--	---

APPLICATIONS

NOTICES

REPLIES

ORDERS

SECURITY

ADD REPLY ▾

ADDITIONAL INFORMATION FOR RELEASE OF SECURITY

Reply filed Against	Reply Date/Ph	Option for Personal Hearing	Attachments
ZA071018000295Y	17/10/2018	N	Doc.pdf PA_REPLY_ZA071018000295Y_20181017085448.pdf

2. The **Additional Information for security release** page is displayed.

Dashboard	Services ▾	GST Law	Search Taxpayer ▾	Help ▾	e-Way Bill System
-----------	------------	---------	-------------------	--------	-------------------

Dashboard > Services > User Services > My Applications > Case Details

ARN AD071018000048K	GSTIN/UIN/Temporary ID 07APIPS0052D410	Date Of Application/Case Creation 16/10/2018	Status Pending for reply by taxpayer for Release notice
-------------------------------	--	--	---

APPLICATIONS

NOTICES

REPLIES

ORDERS

SECURITY

• indicates mandatory fields

<p>Type</p> <p>ADDITIONAL INFORMATION FOR RELEASE OF SECURITY</p> <p>SCN Ref No</p> <p>ZA071018000312A</p> <p>Reply *</p> <p><input style="width: 100%; height: 30px;" type="text"/></p> <p>Attachments</p> <p><input type="button" value="Choose File"/> No file chosen</p> <p><small>• File with PDF/JPEG format is only allowed</small></p> <p><small>• Maximum 4 files and 5 MB for each file allowed</small></p> <p>Verification</p> <p><input type="checkbox"/> I hereby solemnly affirm and declare that the information given herein above is true and correct to the best of my knowledge and belief and nothing has been concealed therefrom.</p> <p>Name of Authorized Signatory *</p> <p><input style="width: 100%;" type="text" value="Select"/></p> <p>Designation / Status</p> <p><input style="width: 100%;" type="text"/></p> <p><small>• DSC is compulsory for companies and LLP.</small></p>	<p>Date Of SCN</p> <p>18/10/2018</p> <p>Personal Hearing Required ?</p> <p><input checked="" type="radio"/> No</p> <p>Place *</p> <p><input style="width: 100%;" type="text" value="Enter Place"/></p> <p>Date</p> <p><input style="width: 100%;" type="text"/></p>
---	---

3. In the **Personal Hearing Required?** field, select **Yes** or **No**.

Note: This button is visible in only those applications where the Tax Official has not already called for a personal hearing in the issued notice.

4. In **Reply** field, enter details of your reply to the issued notice.

5. Click **Choose File** to upload the document(s) related to your reply, if any. This is not a mandatory field.

6. Enter **Verification** details. Select the declaration check-box and select the name of the authorized signatory. Based on your selection, the fields **Designation/Status** and **Date** (current date) displayed below gets auto-populated. Enter the name of the place where you are filing this application.

7. Click **PREVIEW** to download and review your application.

APPLICATIONS

NOTICES

REPLIES

ORDERS

SECURITY

• indicates mandatory fields

Type
ADDITIONAL INFORMATION FOR RELEASE OF SECURITY

Date Of SCN
18/10/2018

SCN Ref No
ZA071018000312A

Personal Hearing Required ?
 No

Reply •

Attachments
 No file chosen
• File with PDF/JPEG format is only allowed
• Maximum 4 files and 5 MB for each file allowed

Verification
 I hereby solemnly affirm and declare that the information given herein above is true and correct to the best of my knowledge and belief and nothing has been concealed therefrom.

Name of Authorized Signatory •
NURUL SAIYED ▼

Place •
Enter Place

Designation / Status
manager

Date
18/10/2018

• DSC is compulsory for companies and LLP.

•

8. The application is downloaded in PDF format.

Reply to the notice seeking clarification for release of security

1. GSTIN	07APIPS0052D410	
2. Name	NURUL MOHAMADBHAI SAIYED	
3. Details of notice vide which additional information sought	Notice No. ZA071018000312A	Notice date 18/10/2018
4. Reply		
Document attached		
5. Documents filed		
Doc.pdf		

6.Verification-

I hereby solemnly affirm and declare that the information given herein above is true and correct to the best of my/our knowledge and belief and nothing has been concealed therefrom.

Signature of Authorized Signatory
Name : NURUL SAIYED
Designation / Status: manager
Date: 18/10/2018

9. Once you are satisfied, click **FILE**.

APPLICATIONS

NOTICES

REPLIES

ORDERS

SECURITY

• indicates mandatory fields

Type
ADDITIONAL INFORMATION FOR RELEASE OF SECURITY



Date Of SCN
18/10/2018

SCN Ref No
ZA071018000312A

Personal Hearing Required ?
 No

Reply •
Document attached

Attachments
 No file chosen

 
Doc.pdf

File with PDF/JPEG format is only allowed

Maximum 4 files and 5 MB for each file allowed

Verification
 I hereby solemnly affirm and declare that the information given herein above is true and correct to the best of my knowledge and belief and nothing has been concealed therefrom.

Name of Authorized Signatory •
NURUL SAIYED

Place •
Delhi

Designation / Status
manager


Date
18/10/2018

DSC is compulsory for companies and LLP.

10. **Submit Application** page is displayed. Click **SUBMIT WITH DSC** or **SUBMIT WITH EVC**.

Dashboard > Submit Application English

GSTIN	Legal Name	Trade Name
07AIPIS0052D410	NURUL MOHAMADBHAI SAIYED	GST



Warning

Digital signatures are governed by the provisions of Information Technology Act, 2000 ("IT Act") and rules made thereunder. It is a mode of authenticating electronic records [Section 2(p) of IT Act]. Affixing digital signature on any document herein is deemed to be equivalent to affixing hand written signature/mark on such information/document (Section 5 of IT Act). Fraudulently/Dishonestly making use of any other person's digital signature is a punishable offence under IT Act (Section 66 C). Before attaching your digital signature certificate, please be certain that you wish to authenticate this electronic record.

- DSC is compulsory for Companies & LLP
- Facing problem using DSC? [Click here for help](#)

[SUBMIT WITH DSC](#) [SUBMIT WITH EVC](#)

SUBMIT WITH DSC:

a. Select the certificate and click the **SIGN** button.

SUBMIT WITH EVC:

a. Enter the OTP sent on email and mobile number of the Authorized Signatory registered at the GST Portal and click the **VERIFY** button.

OTP Verification

OTP has been sent to your registered mobile number and e-mail id. Please enter the OTP to Confirm Submission

[CLOSE](#) [VERIFY](#)

11. The **Notices and Orders** page is displayed with the generated Reference number. To download the filed reply, click the **Click here** hyperlink.

Dashboard > Notices and Orders

Your reply has been filed against Ref. no ZA071018000312A dated 18/10/2018. To download the document [Click here](#)

[OK](#)

12. The filed reply is downloaded in the PDF format.

Reply to the notice seeking clarification for release of security

1. GSTIN	07APIPS0052D410	
2. Name	NURUL MOHAMADBHAI SAIYED	
3. Details of notice vide which additional information sought	Notice No. ZA071018000312A	Notice date 18/10/2018
4. Reply	Document attached	
5. Documents filed	Doc.pdf	

6.Verification-

I hereby solemnly affirm and declare that the information given herein above is true and correct to the best of my/our knowledge and belief and nothing has been concealed therefrom.

Signature of Authorized Signatory
Name : NURUL SAIYED
Designation / Status: manager
Date: 18/10/2018

13. Click **OK**.

Dashboard > Notices and Orders

Your reply has been filed against Ref. no ZA071018000312A dated 18/10/2018. To download the document [Click here](#)

OK

14. The updated **REPLIES** tab is displayed, with the record of the filed reply in a table and with the **Status** updated to "Reply furnished, pending for order by tax officer". You can also click the documents in the **Attachments** column of the table to download them.

Dashboard > Services > User Services > My Applications > Case Details

ARN AD071018000048K	GSTIN/UIN/Temporary ID 07APIPS0052D410	Date Of Application/Case Creation 16/10/2018	Status Reply furnished, pending for order by tax officer
-------------------------------	--	--	--

APPLICATIONS

NOTICES

REPLIES

ORDERS

SECURITY

ADD REPLY ▾

Type	Reply filed Against	Reply Date/Ph	Option for Personal Hearing	Attachments
ADDITIONAL INFORMATION FOR RELEASE OF SECURITY	ZA071018000312A	18/10/2018	N	Doc.pdf PA_REPLY_ZA071018000312A_20181018104220.pdf
ADDITIONAL INFORMATION GST ASMT-06	ZA071018000295Y	17/10/2018	N	Doc.pdf PA_REPLY_ZA071018000295Y_20181017085448.pdf

[Go back to the Main Menu](#)

F. View issued Orders related to that Application

To view and download order for provisional assessment issued by Tax Official, perform following steps:

1. On the **Case Details** page of that particular taxpayer, click the **ORDERS** tab. This tab provides you an option to view the issued order, with all its attached documents, in PDF mode.
2. Click the document(s) in the **Attachments** column of the table to download them.

Dashboard > Additional Notices and Orders > Case Details

ARN AD071018000048K	GSTIN/UIN/Temporary ID 07APIPS0052D410	Date Of Application/Case Creation 16/10/2018	Status Provisional order issued, security pending
-------------------------------	--	--	---

APPLICATIONS

NOTICES

REPLIES

ORDERS

SECURITY

Type	Order Number	Order Date	Attachments
PROVISIONAL ASSESSMENT ORDER GST ASMT-04	ZA071018000277W	16/10/2018	Doc1.pdf PROV_ORDER_ZA071018000277W_20181016054219.pdf

[Go back to the Main Menu](#)

G (1). Furnishing of Security Amount

To furnish the security along with bond for provisional assessment, perform following steps:

1. On the **Case Details** page of that particular taxpayer, click the **SECURITY** tab.
2. To furnish the security, click **FILE** and select **FURNISH OF SECURITY**.

ARN
AD071018000048K

GSTIN/UIN/Temporary ID
07APIPS0052D410

Date Of Application/Case Creation
16/10/2018

Status
**Provisional order issued,
security pending**

APPLICATIONS

NOTICES

REPLIES

ORDERS

SECURITY

FILE ▾

FURNISH OF
SECURITY

RESUBMIT OF
SECURITY

SUBMISSION
OF MODIFIED
SECURITY

RELEASE OF
SECURITY

Guarantee Reference
Number

Name Of
Bank

Amount
(₹)

Date

Previous Bank Reference
Number

Attachments

No Records Found

3. The **Furnish of Security** page is displayed.

Dashboard Services GST Law Search Taxpayer Help e-Way Bill System

Dashboard > Services > User Services > My Applications > Case Details

ARN
AD071018000048K

GSTIN/UIN/Temporary ID
07APIPS0052D410

Date Of Application/Case Creation
16/10/2018

Status
Provisional order issued,
security pending

Indicates Mandatory Fields
Please [Click here](#) to download the Format for Bond for Furnishing Security

Type
Furnishing of Security

Provisional Assessment Order Number
ZA071018000277W

Order Date
16/10/2018

Reference no. of bank guarantee	Name of bank / GSTIN	Mode	Date	Amount
<input type="text"/>	<input type="text"/>	Bank Guarantee	DD/MM/YYYY <input type="button" value="Calendar"/>	<input type="text"/>

Attachments
 No file chosen
 File with PDF or JPEG format is only allowed
 Maximum 4 files and 5 MB for each file allowed

Verification
 I hereby solemnly affirm and declare that the information given herein above is true and correct to the best of my knowledge and belief and nothing has been concealed therefrom.

Name of Authorized Signatory

Place

Designation / Status

Date

4. Click the **Click here** to download the format of bond for furnishing security.

- APPLICATIONS
- NOTICES
- REPLIES
- ORDERS
- SECURITY

• Indicates Mandatory Fields
 ⓘ Please [Click here](#) to download the Format for Bond for Furnishing Security

Type

Provisional Assessment Order Number • **Order Date** •

Reference no. of bank guarantee •	Name of bank / GSTIN •	Mode	Date •	Amount
<input type="text"/>	<input type="text"/>	Bank Guarantee	DD/MM/YYYY	<input type="text"/>

5. Enter the **Reference no. of bank guarantee**, **Name of bank/GSTIN** and **Date**.
6. Scroll to the right to enter more details.

- APPLICATIONS
- NOTICES
- REPLIES
- ORDERS
- SECURITY

• Indicates Mandatory Fields
 ⓘ Please [Click here](#) to download the Format for Bond for Furnishing Security

Type

Provisional Assessment Order Number • **Order Date** •

Reference no. of bank guarantee •	Name of bank / GSTIN •	Mode	Date •	Amount
<input type="text"/>	<input type="text"/>	Bank Guarantee	DD/MM/YYYY	<input type="text"/>

7. Enter the **amount** furnished.
- Note:** You can click the **ADD** button to add more details of security amount to be furnished with different bank guarantee.

- APPLICATIONS
- NOTICES
- REPLIES
- ORDERS
- SECURITY

• Indicates Mandatory Fields
i Please [Click here](#) to download the Format for Bond for Furnishing Security

Type

Provisional Assessment Order Number • **Order Date** •

Srk	Name of bank / GSTIN •	Mode	Date •	Amount(₹) •	Action
<input type="checkbox"/>	<input type="text"/>	Bank Guarantee	DD/MM/YYYY <input type="text"/>		<input type="button" value="X"/>

8. Click **Choose File** to upload the bond and Bank guarantee documents.

9. Enter **Verification** details. Select the declaration check-box and select the name of the authorized signatory. Based on your selection, the fields **Designation/Status** and **Date** (current date) displayed below gets auto-populated. Enter the name of the place where you are filing this application.

10. Click **PREVIEW** to download and review your application.

Attachments •

Choose File

 No file chosen
i File with PDF or JPEG format is only allowed
i Maximum 4 files and 5 MB for each file allowed

Verification •

 I hereby solemnly affirm and declare that the information given herein above is true and correct to the best of my knowledge and belief and nothing has been concealed therefrom.

Name of Authorized Signatory •

Select ▼

Place •

Enter Place

Designation / Status

Date

PREVIEW

FILE

11. The application is downloaded in PDF format.

Form GST ASMT - 05

[See rule 98(4)]

Furnishing of Security

1. GSTIN / Temp ID	07APIPS0052D410				
2. Name	NURUL MOHAMADBHAI SAIYED				
3. Details of order vide which security is prescribed	Provisional Assessment Order Number : ZA071018000277W		Date : 16/10/2018		
4. Details of the security furnished					
Sr . No.	Mode	Reference no. / Debit entry no. (for cash payment)	Date	Amount(₹)	Name of Bank / GSTIN
1	Bank Guarantee	2344444	17/10/2018	10,000.00	07APIPS0052D410

Note – Hard copy of the security and bond shall be submitted on or before the due date mentioned in the order.

5. Declaration -

(i) The above-mentioned bank guarantee is submitted to secure the differential tax on the supply of goods and/or services in respect of which I/we have been allowed to pay taxes on provisional basis.

(ii) I undertake to renew the bank guarantee well before its expiry. In case I/We fail to do so the department will be at liberty to get the payment from the bank against the bank guarantee.

(iii) The department will be at liberty to invoke the bank guarantee provided by us to cover the provisional assessment in case we fail to furnish the required documents/ information to facilitate finalization of provisional assessment.

Signature of Authorized Signatory

NURUL SAIYED
Delhi
manager
17/10/2018

12. Once you are satisfied, click **FILE**.


Verification *
 I hereby solemnly affirm and declare that the information given herein above is true and correct to the best of my knowledge and belief and nothing has been concealed therefrom.

Name of Authorized Signatory *	Place *
<input type="text" value="NURUL SAIYED"/>	<input type="text" value="Delhi"/>
Designation / Status	Date
<input type="text" value="manager"/>	<input type="text" value="17/10/2018"/>

13. **Submit Application** page is displayed. Click **SUBMIT WITH DSC** or **SUBMIT WITH EVC**.

Dashboard > Submit Application English

GSTIN	Legal Name	Trade Name
07APIPS0052D410	NURUL MOHAMADBHAI SAIYED	GST



Warning

Digital signatures are governed by the provisions of Information Technology Act, 2000 ("IT Act") and rules made thereunder. It is a mode of authenticating electronic records [Section 2(p) of IT Act]. Affixing digital signature on any document herein is deemed to be equivalent to affixing hand written signature/mark on such information/document (Section 5 of IT Act). Fraudulently/Dishonestly making use of any other person's digital signature is a punishable offence under IT Act (Section 66 C). Before attaching your digital signature certificate, please be certain that you wish to authenticate this electronic record.

- ❗ DSC is compulsory for Companies & LLP
- ❗ Facing problem using DSC? [Click here for help](#)

SUBMIT WITH DSC SUBMIT WITH EVC

SUBMIT WITH DSC:

a. Select the certificate and click the **SIGN** button.

SUBMIT WITH EVC:

a. Enter the OTP sent on email and mobile number of the Authorized Signatory registered at the GST Portal and click the **VERIFY** button.

OTP Verification

OTP has been sent to your registered mobile number and e-mail id. Please enter the OTP to Confirm Submission

CLOSE VERIFY

14. **Notices and Orders** page is displayed with the generated Reference number. To download the filed application, click the **Click here** hyperlink.

Dashboard > Notices and Orders

Your Security has been successfully furnished against Ref. no ZA071018000277W dated 16/10/2018. To download the Application Click here

OK

15. The application is downloaded in the PDF format.

Form GST ASMT - 05

[See rule 98(4)]

Furnishing of Security

1. GSTIN / Temp ID		07AIPS0052D410			
2. Name		NURUL MOHAMADBHAI SAIYED			
3. Details of order vide which security is prescribed		Provsional Assessment Order Number : ZA071018000277W		Date : 16/10/2018	
4. Details of the security furnished					
Sr. No.	Mode	Reference no. / Debit entry no. (for cash payment)	Date	Amount(₹)	Name of Bank / GSTIN
1	Bank Guarantee	2344444	17/10/2018	10,000.00	07AIPS0052D410

Note - Hard copy of the security and bond shall be submitted on or before the due date mentioned in the order.

5. Declaration -

(i) The above-mentioned bank guarantee is submitted to secure the differential tax on the supply of goods and/or services in respect of which I/we have been allowed to pay taxes on provisional basis.

(ii) I undertake to renew the bank guarantee well before its expiry. In case I/We fail to do so the department will be at liberty to get the payment from the bank against the bank guarantee.

(iii) The department will be at liberty to invoke the bank guarantee provided by us to cover the provisional assessment in case we fail to furnish the required documents/ information to facilitate finalization of provisional assessment.

Signature of Authorized Signatory

NURUL SAIYED
Delhi
manager
17/10/2018

16. Click **OK**.

Dashboard > Notices and Orders

Your Security has been successfully furnished against Ref. no ZA071018000277W dated 16/10/2018. To download the Application [Click here](#)

OK

17. The updated **ORDERS** tab is displayed, with the record of the filed application in a table and with the **Status** updated to "Security furnished, pending approval". You can also click the documents in the **Attachments** column of the table to download them.

Dashboard > Services > User Services > My Applications > Case Details

ARN AD071018000048K	GSTIN/UIN/Temporary ID 07APIPS0052D410	Date Of Application/Case Creation 16/10/2018	Status Security furnished, pending approval
-------------------------------	--	--	---

APPLICATIONS

NOTICES

REPLIES

ORDERS

SECURITY

FILE ▾

Type	Bank Guarantee Reference Number	Name Of Bank	Amount (₹)	Date	Previous Bank Reference Number	Attachments
Furnishing of Security	2344444	07APIPS0052D410	10000	17/10/2018	NA	Doc.pdf Application for Furnish of Security.pdf

[Go back to the Main Menu](#)

G (2). Resubmitting of Security Amount

To file application for resubmitting the security, perform following steps:

Note: If Tax Official finds some discrepancies in security earlier furnished by taxpayer i.e. bank guarantee amount is not sufficient as required in provisional assessment order or reference number is not valid or time duration of bond/guarantee is expired or any other reason, then he may ask for re-submission of security.

1. On the **Case Details** page of that particular taxpayer, click the **SECURITY** tab.
2. To resubmit the security, click **FILE** and select **RESUBMIT OF SECURITY**.

Dashboard > Services > User Services > My Applications > Case Details

ARN AD071018000048K	GSTIN/UIN/Temporary ID 07APIPS0052D410	Date Of Application/Case Creation 16/10/2018	Status Pending for re-submission of security
-------------------------------	--	--	--

APPLICATIONS

NOTICES

REPLIES

ORDERS

SECURITY

FILE ▾

Bank Guarantee Reference Number	Name Of Bank	Amount (₹)	Date	Previous Bank Reference Number	Attachments
					Doc.pdf Application for Modify of Security.pdf
2344444	07APIPS0052D410	10000	16/10/2018	NA	
2344444	07APIPS0052D410	10000	17/10/2018	NA	Doc.pdf Application for Furnish of Security.pdf

3. The **Resubmit of Security** page is displayed.

Dashboard Services GST Law Search Taxpayer Help e-Way Bill System

Dashboard > Services > User Services > My Applications > Case Details

ARN: **AD071018000048K** GSTIN/UIN/Temporary ID: **07APIPS0052D410** Date Of Application/Case Creation: **16/10/2018** Status: **Pending for re-submission of security**

APPLICATIONS
NOTICES
REPLIES
ORDERS
SECURITY

Type: Resubmission of Security

Resubmission Order Number: ZA071018000286X Order Date: 17/10/2018

Submitted Bank Guarantee Details

Reference no. of bank guarantee	Name of bank / GSTIN	Mode	Date	Amount
2344444	07APIPS0052D410	Bank Guarantee	17/10/2018	
2344444	07APIPS0052D410	Bank Guarantee	16/10/2018	

Attachments: Choose File No file chosen
 File with PDF or JPEG format is only allowed
 Maximum 4 files and 5 MB for each file allowed

Verification: I hereby solemnly affirm and declare that the information given herein above is true and correct to the best of my knowledge and belief and nothing has been concealed therefrom.

Name of Authorized Signatory: Select Place: Enter Place
 Designation / Status: Date:

FILE

4. Enter the **Reference no. of bank guarantee, Name of bank/GSTIN** and **Date**.

5. Scroll to the right to view more details.

ARN AD071018000048K	GSTIN/UIN/Temporary ID 07APIPS0052D410	Date Of Application/Case Creation 16/10/2018	Status Pending for re-submission of security
-------------------------------	--	--	--

APPLICATIONS

NOTICES

REPLIES

ORDERS

SECURITY

• Indicates Mandatory Fields

Type
Resubmission of Security

Resubmission Order Number • **Order Date** •

ZA071018000286X 17/10/2018

Resubmission Bank Guarantee Details				
(₹)	Reference no. of bank guarantee •	Name of bank / GSTIN •	Mode	Date •
0,000.00			Bank Guarantee	DD/MM/YYYY
0,000.00			Bank Guarantee	DD/MM/YYYY

6. Click **Choose File** to upload document(s) related to resubmitted Bank guarantee as required.
7. Enter **Verification** details. Select the declaration check-box and select the name of the authorized signatory. Based on your selection, the fields **Designation/Status** and **Date** (current date) displayed below gets auto-populated. Enter the name of the place where you are filing this application.
8. Click **FILE**.

Attachments •

No file chosen

📌 File with PDF or JPEG format is only allowed

📌 Maximum 4 files and 5 MB for each file allowed

Verification •


I hereby solemnly affirm and declare that the information given herein above is true and correct to the best of my knowledge and belief and nothing has been concealed therefrom.

<p>Name of Authorized Signatory •</p> <input type="text" value="NURUL SAIYED"/>	<p>Place •</p> <input type="text" value="Enter Place"/>
<p>Designation / Status</p> <input type="text" value="manager"/>	<p>Date</p> <input type="text" value="17/10/2018"/>

9. **Submit Application** page is displayed. Click **SUBMIT WITH DSC** or **SUBMIT WITH EVC**.

Dashboard > Submit Application English

GSTIN	Legal Name	Trade Name
07AIPIS0052D410	NURUL MOHAMADBHAI SAIYED	GST



Warning

Digital signatures are governed by the provisions of Information Technology Act, 2000 ("IT Act") and rules made thereunder. It is a mode of authenticating electronic records [Section 2(p) of IT Act]. Affixing digital signature on any document herein is deemed to be equivalent to affixing hand written signature/mark on such information/document (Section 5 of IT Act). Fraudulently/Dishonestly making use of any other person's digital signature is a punishable offence under IT Act (Section 66 C). Before attaching your digital signature certificate, please be certain that you wish to authenticate this electronic record.

- DSC is compulsory for Companies & LLP
- Facing problem using DSC? [Click here for help](#)

SUBMIT WITH DSC SUBMIT WITH EVC

SUBMIT WITH DSC:

a. Select the certificate and click the **SIGN** button.

SUBMIT WITH EVC:

a. Enter the OTP sent on email and mobile number of the Authorized Signatory registered at the GST Portal and click the **VERIFY** button.

OTP Verification

OTP has been sent to your registered mobile number and e-mail id. Please enter the OTP to Confirm Submission

CLOSE VERIFY

10. **Notices and Orders** page is displayed with the generated Reference number. To download the filed application, click the **Click here** hyperlink.

Dashboard > Notices and Orders

Your Security has been successfully furnished against Ref. no ZA071018000286X dated 17/10/2018. To download the Application [Click here](#)

OK

11. The application is downloaded in the PDF format.

Form GST ASMT - 05
[See rule 98(4)]
Resubmission of Security

1. GSTIN / Temp ID		07APIPS0052D410			
2. Name		NURUL MOHAMADBHAI SAIYED			
3. Details of order vide which security is prescribed		Resubmission Order Number : ZA071018000286X		Date : 17/10/2018	
4. Details of the security furnished					
Sr. No.	Mode	Reference no. / Debit entry no. (for cash payment)	Date	Amount(₹)	Name of Bank / GSTIN
1	Bank Guarantee	23333	12/10/2018	10,000.00	07APIPS0052D410
2	Bank Guarantee	57777	12/10/2018	10,000.00	07APIPS0052D410

Note – Hard copy of the security and bond shall be submitted on or before the due date mentioned in the order.

5. Declaration -

(i) The above-mentioned bank guarantee is submitted to secure the differential tax on the supply of goods and/or services in respect of which I/we have been allowed to pay taxes on provisional basis.

(ii) I undertake to renew the bank guarantee well before its expiry. In case I/We fail to do so the department will be at liberty to get the payment from the bank against the bank guarantee.

(iii) The department will be at liberty to invoke the bank guarantee provided by us to cover the provisional assessment in case we fail to furnish the required documents/ information to facilitate finalization of provisional assessment.

Signature of Authorized Signatory

NURUL SAIYED
Delhi
manager
17/10/2018

12. Click **OK**.

Dashboard > Notices and Orders

Your Security has been successfully furnished against Ref. no ZA071018000286X dated 17/10/2018. To download the Application [Click here](#)

OK

13. The updated **ORDERS** tab is displayed, with the record of the filed application in a table and with the **Status** updated to "Security Resubmitted, pending approval". You can also click the documents in the **Attachments** column of the table to download them.

Dashboard > Services > User Services > My Applications > Case Details

ARN AD071018000048K	GSTIN/UIN/Temporary ID 07APIPS0052D410	Date Of Application/Case Creation 16/10/2018	Status Security Resubmitted, pending approval
-------------------------------	--	--	---

APPLICATIONS

NOTICES

REPLIES

ORDERS

SECURITY

FILE ▾

Type	Bank Guarantee Reference Number	Name Of Bank	Amount (₹)	Date	Previous Bank Reference Number	Attachments
Resubmission of Security	23333	07APIPS0052D410	10000	12/10/2018	2344444	Doc.pdf
	57777	07APIPS0052D410	10000	12/10/2018	2344444	Application for Resubmission of Security.pdf
Modify of Security	2344444	07APIPS0052D410	10000	16/10/2018	NA	Doc.pdf Application for Modify of Security.pdf
Furnishing of Security	2344444	07APIPS0052D410	10000	17/10/2018	NA	Doc.pdf Application for Furnish of Security.pdf

[Go back to the Main Menu](#)

G (3). Submission of Modified Security Amount

To file application for submitting the modified security, perform following steps:

Note: If Tax Official finds some discrepancies in security furnished by taxpayer i.e. bank guarantee amount is not sufficient as required in provisional assessment order or reference number is not valid or time duration of bond/guarantee is expired or any other reason, then he may ask for submission of modified security amount.

1. On the **Case Details** page of that particular taxpayer, click the **SECURITY** tab.
2. To modify the security, click **FILE** and select **SUBMISSION OF MODIFIED SECURITY**.

Dashboard > Additional Notices and Orders > Case Details

ARN AD071018000048K	GSTIN/UIN/Temporary ID 07APIPS0052D410	Date Of Application/Case Creation 16/10/2018	Status Pending for re-submission of security
-------------------------------	--	--	--

APPLICATIONS

NOTICES

REPLIES

ORDERS

SECURITY

FILE ▾

- FURNISH OF SECURITY
- RESUBMIT OF SECURITY
- SUBMISSION OF MODIFIED SECURITY
- RELEASE OF SECURITY

Bank Guarantee Reference Number	Name Of Bank	Amount (₹)	Date	Previous Bank Reference Number	Attachments
2344444	07APIPS0052D410	10000	17/10/2018	NA	Doc.pdf Application for Furnish of Security.pdf

3. The **Modify of Security** page is displayed.

Dashboard Services GST Law Search Taxpayer Help e-Way Bill System

Dashboard > Additional Notices and Orders > Case Details

ARN AD071018000048K	GSTIN/UIN/Temporary ID 07APIPS0052D410	Date Of Application/Case Creation 16/10/2018	Status Pending for re-submission of security
-------------------------------	--	--	--

APPLICATIONS
NOTICES
REPLIES
ORDERS
SECURITY

Type
Modify of Security

Modify Order Number*
ZA0710180002841

Order Date*
17/10/2018

* Indicates Mandatory Fields
Please [Click here](#) to download the Format for Bond for Furnishing Security

Reference no. of bank guarantee *	Name of bank / GSTIN *	Mode	Date *	Amou
		Bank Guarantee	DD/MM/YYYY	

Attachments*
 No file chosen
File with PDF or JPEG format is only allowed
Maximum 4 files and 5 MB for each file allowed

Verification*
 I hereby solemnly affirm and declare that the information given herein above is true and correct to the best of my knowledge and belief and nothing has been concealed therefrom.

Name of Authorized Signatory*
Select

Place*
Enter Place

Designation / Status

Date

4. Enter the **Reference no. of bank guarantee, Name of bank/GSTIN** and **Date**.

5. Scroll to the right to view more details.

- APPLICATIONS
- NOTICES
- REPLIES
- ORDERS
- SECURITY

• Indicates Mandatory Fields
i Please [Click here](#) to download the Format for Bond for Furnishing Security

Type

Modify Order Number • **Order Date** •

Reference no. of bank guarantee •	Name of bank / GSTIN •	Mode	Date •	Amount
		Bank Guarantee	DD/MM/YYYY	

6. Enter the modified **amount**.

Note: You can click the **ADD** button to add more details.

- APPLICATIONS
- NOTICES
- REPLIES
- ORDERS
- SECURITY

• Indicates Mandatory Fields
i Please [Click here](#) to download the Format for Bond for Furnishing Security

Type

Modify Order Number • **Order Date** •

Srk	Name of bank / GSTIN •	Mode	Date •	Amount(₹) •	Action
		Bank Guarantee	DD/MM/YYYY		+

7. Click **Choose File** to upload document(s) related to modified Bank guarantee as required.

8. Enter **Verification** details. Select the declaration check-box and select the name of the authorized signatory. Based on your selection, the fields **Designation/Status** and **Date** (current date) displayed below gets auto-populated. Enter the name of the place where you are filing this application.

9. Click **FILE**.

Attachments *

No file chosen

- File with PDF or JPEG format is only allowed
- Maximum 4 files and 5 MB for each file allowed

Verification *

I hereby solemnly affirm and declare that the information given herein above is true and correct to the best of my knowledge and belief and nothing has been concealed therefrom.

Name of Authorized Signatory *

Place *


Designation / Status

Date

10. **Submit Application** page is displayed. Click **SUBMIT WITH DSC** or **SUBMIT WITH EVC**.

Dashboard > Submit Application English

GSTIN	Legal Name	Trade Name
07AIPIS0052D410	NURUL MOHAMADBHAI SAIYED	GST



Warning

Digital signatures are governed by the provisions of Information Technology Act, 2000 ("IT Act") and rules made thereunder. It is a mode of authenticating electronic records [Section 2(p) of IT Act]. Affixing digital signature on any document herein is deemed to be equivalent to affixing hand written signature/mark on such information/document (Section 5 of IT Act). Fraudulently/Dishonestly making use of any other person's digital signature is a punishable offence under IT Act (Section 66 C). Before attaching your digital signature certificate, please be certain that you wish to authenticate this electronic record.

- DSC is compulsory for Companies & LLP
- Facing problem using DSC? [Click here for help](#)

SUBMIT WITH DSC:

a. Select the certificate and click the **SIGN** button.

SUBMIT WITH EVC:

a. Enter the OTP sent on email and mobile number of the Authorized Signatory registered at the GST Portal and click the **VERIFY** button.

OTP Verification

OTP has been sent to your registered mobile number and e-mail id. Please enter the OTP to Confirm Submission

11. **Notices and Orders** page is displayed with the generated Reference number. To download the filed application, click the **Click here** hyperlink.

Dashboard > Notices and Orders

Your Security has been successfully furnished against Ref. no ZA0710180002841 dated 17/10/2018. To download the Application [Click here](#)

12. The application is downloaded in the PDF format.

Form GST ASMT - 05

[See rule 98(4)]

Modify of Security

1. GSTIN / Temp ID		07APIPS0052D410			
2. Name		NURUL MOHAMADBHAI SAIYED			
3. Details of order vide which security is prescribed		Modify Order Number : ZA0710180002841		Date : 17/10/2018	
4. Details of the security furnished					
Sr . No.	Mode	Reference no. / Debit entry no. (for cash payment)	Date	Amount(₹)	Name of Bank / GSTIN
1	Bank Guarantee	2344444	16/10/2018	10,000.00	07APIPS0052D410

Note – Hard copy of the security and bond shall be submitted on or before the due date mentioned in the order.

5. Declaration -

- (i) The above-mentioned bank guarantee is submitted to secure the differential tax on the supply of goods and/or services in respect of which I/we have been allowed to pay taxes on provisional basis.
- (ii) I undertake to renew the bank guarantee well before its expiry. In case I/We fail to do so the department will be at liberty to get the payment from the bank against the bank guarantee.
- (iii) The department will be at liberty to invoke the bank guarantee provided by us to cover the provisional assessment in case we fail to furnish the required documents/ information to facilitate finalization of provisional assessment.

Signature of Authorized Signatory

NURUL SAIYED
Delhi
manager
17/10/2018

13. Click **OK**.

Dashboard > Notices and Orders

Your Security has been successfully furnished against Ref. no ZA0710180002841 dated 17/10/2018. To download the Application [Click here](#)

OK

14. The updated **ORDERS** tab is displayed, with the record of the filed application in a table and with the **Status** updated to "Security Modified, pending approval". You can also click the documents in the **Attachments** column of the table to download them.

Dashboard > Services > User Services > My Applications > Case Details

ARN
AD071018000048K

GSTIN/UIN/Temporary ID
07APIPS0052D410

Date Of Application/Case Creation
16/10/2018

Status
Security Modified, pending approval

APPLICATIONS

NOTICES

REPLIES

ORDERS

SECURITY

FILE

Type	Bank Guarantee Reference Number	Name Of Bank	Amount (₹)	Date	Previous Bank Reference Number	Attachments
Modify of Security	2344444	07APIPS0052D410	10000	16/10/2018	NA	Doc.pdf Application for Modify of Security.pdf
Furnishing of Security	2344444	07APIPS0052D410	10000	17/10/2018	NA	Doc.pdf Application for Furnish of Security.pdf

[Go back to the Main Menu](#)

G (4). Releasing of Security Amount

To file application for releasing of security after issuance of final assessment order, perform following steps:

1. On the **Case Details** page of that particular taxpayer, click the **SECURITY** tab.
2. To release the security, click **FILE** and select **RELEASE OF SECURITY**.

Dashboard > Services > User Services > My Applications > Case Details

ARN
AD071018000048K

GSTIN/UIN/Temporary ID
07APIPS0052D410

Date Of Application/Case Creation
16/10/2018

Status
Final order issued

APPLICATIONS

NOTICES

REPLIES

ORDERS

SECURITY

FILE

FURNISH OF SECURITY

RESUBMIT OF SECURITY

SUBMISSION OF MODIFIED SECURITY

RELEASE OF SECURITY

Security

Furnishing of Security

Bank Guarantee Reference Number	Name Of Bank	Amount (₹)	Date	Previous Bank Reference Number	Attachments
23333	07APIPS0052D410	10000	12/10/2018	2344444	Doc.pdf Application for Resubmission of Security.pdf
57777	07APIPS0052D410	10000	12/10/2018	2344444	Doc.pdf Application for Resubmission of Security.pdf
2344444	07APIPS0052D410	10000	16/10/2018	NA	Doc.pdf Application for Modify of Security.pdf
2344444	07APIPS0052D410	10000	17/10/2018	NA	Doc.pdf Application for Furnish of Security.pdf

3. The **Release of Security** page is displayed.

Dashboard | Services | GST Law | Search Taxpayer | Help | e-Way Bill System

Dashboard > Services > User Services > My Applications > Case Details

ARN: **AD071018000048K** GSTIN/UIN/Temporary ID: **07APIPS0052D410** Date Of Application/Case Creation: **16/10/2018** Status: **Final order issued**

• Indicates Mandatory Fields

APPLICATIONS

NOTICES

REPLIES

ORDERS

SECURITY

Type

Application for Withdrawal of Securi

Final Order Number • **Order Date** •

ZA071018000301D 17/10/2018

Reference no. of bank guarantee	Name of bank / GSTIN	Mode	Date	Amount
23333	07APIPS0052D410	Bank Guarantee	12/10/2018	
57777	07APIPS0052D410	Bank Guarantee	12/10/2018	

Attachments

No file chosen

• File with PDF or JPEG format is only allowed

• Maximum 4 files and 5 MB for each file allowed

Verification •

I hereby solemnly affirm and declare that the information given herein above is true and correct to the best of my knowledge and belief and nothing has been concealed therefrom.

Name of Authorized Signatory • **Place** •

Select Enter Place

Designation / Status **Date**

PREVIEW FILE

- Click **Choose File** to upload document(s) related to Final Assessment order or Bank guarantee as required.
- Enter **Verification** details. Select the declaration check-box and select the name of the authorized signatory. Based on your selection, the fields **Designation/Status** and **Date** (current date) displayed below gets auto-populated. Enter the name of the place where you are filing this application.
- Click **PREVIEW** to download and review your application.

Attachments

No file chosen

File with PDF or JPEG format is only allowed

Maximum 4 files and 5 MB for each file allowed

Verification

I hereby solemnly affirm and declare that the information given herein above is true and correct to the best of my knowledge and belief and nothing has been concealed therefrom.

Name of Authorized Signatory

NURUL SAIYED

Place

Enter Place

Designation / Status

manager

Date

18/10/2018

PREVIEW

FILE

7. The application is downloaded in PDF format.

Form GST ASMT - 08

[See rule 98(6)]

Application for Withdrawal of Security

1. GSTIN / Temp ID	07APIPS0052D410				
2. Name	NURUL MOHAMADBHAI SAIYED				
3. Application detail vide which security furnished	ARN : AD071018000048K		Date : 16/10/2018		
4. Details of the security to be withdrawn					
Sr. No.	Mode	Reference no. / Debit entry no. (for cash payment)	Date	Amount(₹)	Name of Bank / GSTIN
1	Bank Guarantee	23333	12/10/2018	10,000.00	07APIPS0052D410
2	Bank Guarantee	57777	12/10/2018	10,000.00	07APIPS0052D410

5. Verification:

I hereby solemnly affirm and declare that the information given herein above is true and correct to the best of my knowledge and belief and nothing has been concealed therefrom.

Signature of Authorized Signatory

NURUL SAIYED
Delhi
manager
18/10/2018

8. Once you are satisfied, click **FILE**.

Attachments

No file chosen

- File with PDF or JPEG format is only allowed
- Maximum 4 files and 5 MB for each file allowed

Verification

I hereby solemnly affirm and declare that the information given herein above is true and correct to the best of my knowledge and belief and nothing has been concealed therefrom.

Name of Authorized Signatory

Place


Designation / Status

Date

9. **Submit Application** page is displayed. Click **SUBMIT WITH DSC** or **SUBMIT WITH EVC**.

Dashboard > Submit Application English

GSTIN	Legal Name	Trade Name
07APIPS0052D410	NURUL MOHAMADBHAI SAIYED	GST



Warning

Digital signatures are governed by the provisions of Information Technology Act, 2000 ("IT Act") and rules made thereunder. It is a mode of authenticating electronic records [Section 2(p) of IT Act]. Affixing digital signature on any document herein is deemed to be equivalent to affixing hand written signature/mark on such information/document (Section 5 of IT Act). Fraudulently/Dishonestly making use of any other person's digital signature is a punishable offence under IT Act (Section 66 C). Before attaching your digital signature certificate, please be certain that you wish to authenticate this electronic record.

- DSC is compulsory for Companies & LLP
- Facing problem using DSC? [Click here for help](#)

SUBMIT WITH DSC:

a. Select the certificate and click the **SIGN** button.

SUBMIT WITH EVC:

a. Enter the OTP sent on email and mobile number of the Authorized Signatory registered at the GST Portal and click the **VERIFY** button.

OTP Verification

OTP has been sent to your registered mobile number and e-mail id. Please enter the OTP to Confirm Submission

10. **Notices and Orders** page is displayed with the generated Reference number. To download the filed application, click the **Click here** hyperlink.

Dashboard > Notices and Orders

Your Application for Release of Security has been successfully Filed against Ref. no ZA071018000301D dated 17/10/2018. To download the Application [Click here](#)

11. The application is downloaded in the PDF format.

Form GST ASMT - 08

[See rule 98(6)]

Application for Withdrawal of Security

1. GSTIN / Temp ID		07APIPS0052D410			
2. Name		NURUL MOHAMADBHAI SAIYED			
3. Application detail vide which security furnished		ARN : AD071018000048K		Date : 16/10/2018	
4. Details of the security to be withdrawn					
Sr . No.	Mode	Reference no. / Debit entry no. (for cash payment)	Date	Amount(₹)	Name of Bank / GSTIN
1	Bank Guarantee	23333	12/10/2018	10,000.00	07APIPS0052D410
2	Bank Guarantee	57777	12/10/2018	10,000.00	07APIPS0052D410

5. Verification:

I hereby solemnly affirm and declare that the information given herein above is true and correct to the best of my knowledge and belief and nothing has been concealed therefrom.

Signature of Authorized Signatory

NURUL SAIYED
Delhi
manager
18/10/2018

12. Click **OK**.

Dashboard > Notices and Orders

Your Application for Release of Security has been successfully Filed against Ref. no ZA071018000301D dated 17/10/2018. To download the Application [Click here](#)

OK

13. The updated **ORDERS** tab is displayed, with the record of the filed application in a table and with the **Status** updated to "Pending for action by tax officer for Release". You can also click the documents in the **Attachments** column of the table to download them.

ARN
AD071018000048KGSTIN/UIN/Temporary ID
07APIPS0052D410Date Of Application/Case Creation
16/10/2018Status
Pending for action by tax officer
for Release

APPLICATIONS

FILE ▾

NOTICES

REPLIES

ORDERS

SECURITY

Type	Bank Guarantee Reference Number	Name Of Bank	Amount (₹)	Date	Previous Bank Reference Number	Attachments
Application for Withdrawal of Security	23333	07APIPS0052D410	10000	12/10/2018	2344444	Application for Release of Security.pdf
	57777	07APIPS0052D410	10000	12/10/2018	2344444	
Resubmission of Security	23333	07APIPS0052D410	10000	12/10/2018	2344444	Doc.pdf
	57777	07APIPS0052D410	10000	12/10/2018	2344444	Application for Resubmission of Security.pdf
Modify of Security	2344444	07APIPS0052D410	10000	16/10/2018	NA	Doc.pdf Application for Modify of Security.pdf
Furnishing of Security	2344444	07APIPS0052D410	10000	17/10/2018	NA	Doc.pdf Application for Furnish of Security.pdf

[Go back to the Main Menu](#)